


# PowerClimber®



# 3 G P

- **Most reliable low voltage operation**
- **Most user-appreciated features**
- **Easiest to operate**
- **Easiest to service**
- **Lowest cost to own**
- **Best value**

**Simple • Reliable • Affordable**

**A New Generation**

**The PC3 skips a generation of product development to offer the most simple, reliable, affordable hoist performance.**

**Simple:**

- Easy to Operate
- Easy to Upgrade
- Easy to Service
- Easy to Handle

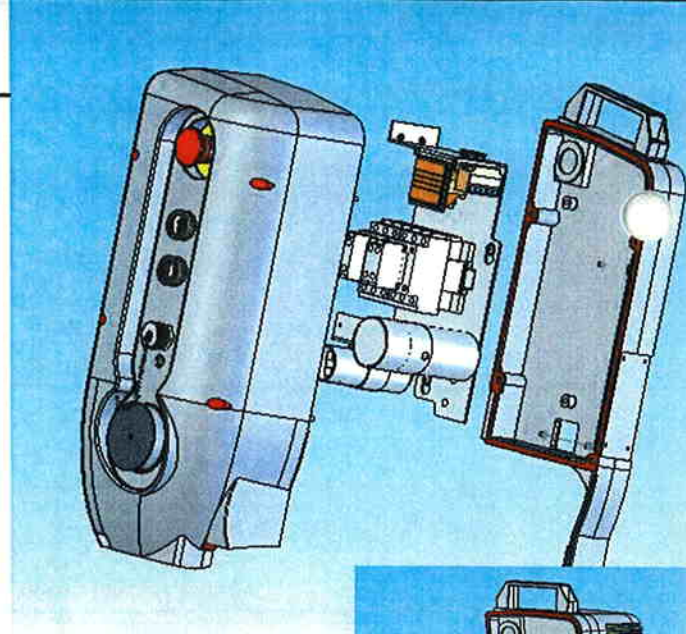
**Reliable:**

- Proven load-dependent traction system
- Nearly impossible to jam wire rope
- Extensive electrical improvements
- Mechanical components carry minimum 105 operating hour life with regular service
- Remove 'motherboard' with electrical components to do fast, inexpensive power-induced repair
- Covers prevent debris accumulation

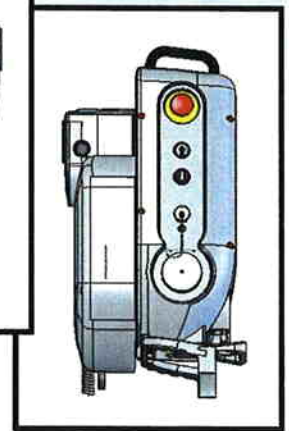
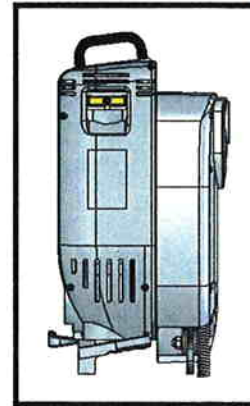
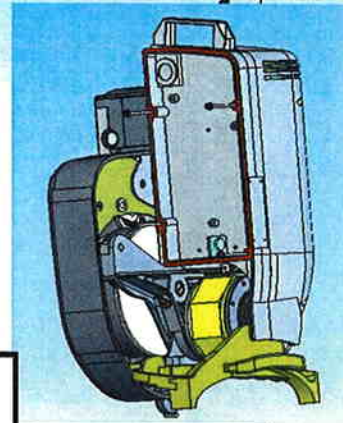
**Affordable:**

- Goof-proof operation
- Faster to service
- Lower turn service cost
- Lower annual service cost
- Lower cost to inventory parts
- Fewer voltage problems
- Workers of all skill levels can troubleshoot and fix most problems

- Weight:** 99 lbs /46 Kgs  
**Operating Speed:** 35 ft/min 10.7 M/min  
**Load Capacity:** 1000 lbs or 1500 lbs  
**Power Supply:** 208V Single Phase or 3 Phase  
**Operating Range:** +10%/-15% of rated voltage  
**Wire Rope:** 5/16", 8 or 8.4mm 5x26, 6x19 or 6x31, IWRC or FC Right Regular Lay, IPS (Improved Plow Steel) or EIPS (Extra Improved Plow Steel), Preformed, Galvanized or Bright



**Now anyone can get a hoist up and running. Change the motherboard out to solve an electrical issue in less than 5 minutes.**



Model	Motor hp/psi	Capacity lbs.	Draw (amp)	Speed ft./min.	Weight* lbs.	Dimensions
PC3-1000E	208VAC, 60 Hz, single phase	1000	7	35	99	23 1/2 x 14 x 12 3/4 inches (HxWxD)
PC3 - 1500E	208VAC, 60 Hz, single phase	1500	9	35	101	23 1/2 x 14 x 12 3/4 inches (HxWxD)
PC3 - 15003E	208VAC, 60 Hz, 3 phase	1500	8	35	100	23 1/2 x 14 x 12 3/4 inches (HxWxD)
PC3-1000-110**	110VAC, 60Hz, single phase	1000	14	>15	99	23 1/2 x 14 x 12 3/4 inches (HxWxD)

\*Weights include built-in overspeed brake on the suspension wire rope.

\*\* Some features vary, contact Power Climber for details.



U.S. patent No. 5,090,666. Patented in other major countries. Other patents pending.

Feature	Function	Benefit	Exceeds Standards	Industry Innovation
Clean, Contained Design	<ul style="list-style-type: none"> <li>Engineered polymer covers protect components from debris and abuse</li> <li>Fast removal allows very easy inspection and serviceability</li> </ul>	<ul style="list-style-type: none"> <li>Turn Service takes 10 minutes</li> <li>Eliminates cleaning with wire brush</li> <li>Saves downtime</li> <li>Saves repair labor expense</li> </ul>	✓	✓
Broad Operating Range: 170 to 229 run volts	<ul style="list-style-type: none"> <li>Significantly improved performance at low voltage</li> <li>Proven reliable performance from 170 to 229 run volts</li> <li>Tested in 30 min continuous run tests</li> </ul>	<ul style="list-style-type: none"> <li>Reduces service calls</li> <li>Extends electric component life</li> <li>Eliminates power-induced downtime</li> <li>Allows longer drops with yoked hoists</li> <li>Saves time &amp; money</li> </ul>	✓	✓
Load Sensitive Traction	<ul style="list-style-type: none"> <li>Applies only the traction needed to lift load, not full 1,000 lbs to 1,500 lbs lifting force on rope</li> <li>Virtually eliminates risk of wire rope jam</li> </ul>	<ul style="list-style-type: none"> <li>Great tolerance of wire rope condition</li> <li>Saves wear and tear on rope, extends wire rope life</li> <li>Saves costly wire rope jam in field</li> <li>Minimum cost to repair rope jam in competitive models is \$980 per occurrence</li> <li>Eliminates rescue, wire rope destruction and lengthy service</li> <li>Saves time &amp; money</li> </ul>	✓	✓
Mounted Electrical Components on Motherboard	<ul style="list-style-type: none"> <li>All electrical components are mounted on motherboard, easily removed from 3 screws and 4 connectors</li> <li>Significantly improves electrical troubleshooting and repair</li> <li>See diagram at left</li> </ul>	<ul style="list-style-type: none"> <li>Reduces jobsite repair to motherboard replacement for troubleshooting later</li> <li>Eliminates swapping out hoist or power pack</li> <li>Simplifies electrical service calls</li> <li>Eliminates need for advanced electrical skill from responder</li> <li>Moves diagnostic work off jobsite to more controlled shop conditions</li> <li>Reduces inventory cost of replacement components</li> <li>Reduces labor cost of service calls</li> </ul>	✓	✓
Designed for Service Efficiency	<ul style="list-style-type: none"> <li>Durable engineered polymer covers protect more costly components</li> <li>Easy visual inspection and access</li> <li>Elegant design with fewer parts</li> <li>Stands upright on bench</li> </ul>	<ul style="list-style-type: none"> <li>Turn Service takes 10 minutes</li> <li>Annual Service takes 1 hour</li> </ul>		✓
Low Voltage Indicator	<ul style="list-style-type: none"> <li>Indicates proper voltage to unit</li> <li>Blinks at marginal voltage, goes out at voltage outside rated range</li> </ul>	<ul style="list-style-type: none"> <li>Easy visual inspection can eliminate a service call</li> <li>Technician can diagnose voltage problem by phone</li> <li>Saves time and money</li> </ul>	✓	✓
Remote Ready	<ul style="list-style-type: none"> <li>Built-in pendant port accepts plug-in remote control</li> <li>Compatible with 8-Q281 series remotes</li> </ul>	<ul style="list-style-type: none"> <li>No need to drill and wire remote into hoist</li> <li>Leaves hoist mounted controls operable</li> <li>Saves time and money</li> </ul>	✓	✓
Built-In Overspeed Brake	<ul style="list-style-type: none"> <li>Stops hoist in overspeed condition</li> <li>Can't be left in shop, bypassed or dismantled</li> <li>Can be manually activated</li> </ul>	<ul style="list-style-type: none"> <li>Ensures greater operator safety</li> <li>Goof-proof reliability</li> </ul>		✓
Optional Built in Secondary Wire Rope	<ul style="list-style-type: none"> <li>Allows use of secondary suspension wire rope for required applications (doubledeck, overhead protection, some industrial) or to eliminate independent safety lines at very minor additional cost</li> <li>Designed to mount into hoist for maximum durability and security</li> </ul>	<ul style="list-style-type: none"> <li>More versatile hoist ready for any application</li> <li>Eliminates possible loss/damage as a built-in, rather than an add-on</li> <li>Saves money</li> </ul>	✓	
Optional Overload Kit*	<ul style="list-style-type: none"> <li>Allows load to be shop-set to 750 lbs or to 1250 lbs on 1500 lbs models</li> </ul>	<ul style="list-style-type: none"> <li>Reduces rigging material and labor</li> <li>Saves time and money</li> </ul>	✓	✓
Optional Top Limit Switch	<ul style="list-style-type: none"> <li>Stops upward travel on contact with an overhead obstruction for PI or special applications</li> </ul>	<ul style="list-style-type: none"> <li>Easy installation saves time and money</li> </ul>		
Suitable for Material Hoisting	<ul style="list-style-type: none"> <li>Can be mounted at an angle to allow hoist to move material</li> </ul>	<ul style="list-style-type: none"> <li>Extends use of hoist</li> <li>Saves cost of additional material hoist</li> </ul>		
Warranty	<ul style="list-style-type: none"> <li>2 Years</li> </ul>	<ul style="list-style-type: none"> <li>Reduces financial risk of design/manufacturing defect</li> </ul>		

\*Standard on Canadian hoists



**Wire Rope Insertion Points**  
 Accepts 5/16", 8 or 8.4mm 5x26,  
 6x19 or 6x31 wire rope

**Carrying Handle**  
 Good weight/balance,  
 allows for 2 handed or  
 2 worker transport

**Overspeed Brake  
 Reset Knob**  
 (see inset)

**Emergency Stop**  
 (Cuts off power)

**Overspeed Brake  
 Test Button**

**UP-Operation Button**

**DOWN-Operation Button**

**English/Spanish Labels**

**Remote Pendant Port**

**Low Voltage Indicator Light**  
 Shows power to hoist.  
 Blinks at marginal voltage.

**All Operating Controls  
 and Instructions on one side**

**Operator Manual  
 Storage Location**

**Carrying  
 Handle**



**Carrying  
 Handle**

**Controlled Descent Lever**  
 Allows downward  
 travel at controlled  
 speed without power

**Hour Meter—Inside Electrical Box**  
 Records running hours for better  
 maintenance interval planning

**Model Designation and  
 Serial Number Information**

**Carrying Handle**  
 Built into stability support  
 that helps PC3 stand  
 upright on workbench

**Twist Lock Plug**

**Wire Rope  
 Exit Spring**



Ready to  
 Receive  
 Wire Rope



Overspeed  
 has been  
 tripped

**Power Climber®**